



THE STRAPMASTER

DIE CHANGE SHEET



CHANGING:

- 1.) Loosen brass screw (opposite side) (A)
- 2.) Unscrew die (B) using tool wrench (C)
- 3.) Instal new die and adjust as shown




ADJUSTING

- 1.) Lower lever so punch (A) extends fully down.
- 2.) Using tool wrench (B), raise die (C) just enough to cover punch (A).

RECOMMENDED DIE SIZE MODEL B

MATERIAL THICKNESS				
	18-24 Ga.	12-16 Ga.	7-11 Ga.	7GA - 3/16"
	.024 - .048	.06 - .105	.120 - .135	.179 - .187
Punch Size	Recommended Die Size			
1/8	1/8	9/64	5/32	5/32
5/32	5/32	11/64	3/16	3/16
3/16	3/16	13/64	7/32	7/32
13/64	13/64	7/32	15/64	15/64
7/32	7/32	15/64	1/4	1/4
1/4	1/4	17/64	9/32	9/32
17/64	17/64	9/32	1/4	1/4
9/32	9/32	19/64	5/16	5/16
19/64	19/64	5/16	21/64	21/64
5/16	5/16	21/64	3/8	3/8
11/32	11/32	23/64	13/32	
3/8	3/8	25/64		
13/32	13/32	27/64		
27/64	27/64	7/16		
7/16	7/16	29/64		
15/32	15/32	31/64		
1/2	1/2	33/64		
17/32	17/32	35/64		
9/16	9/16	37/64		



505 Park Way Broomall, PA 19008
 • 610-543-4311 PH
 • 610-543-3799 FAX
www.krando.com

